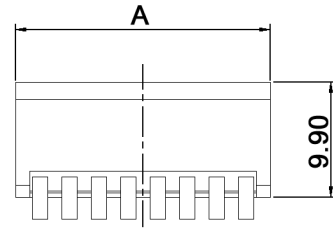
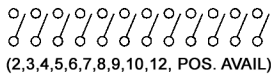


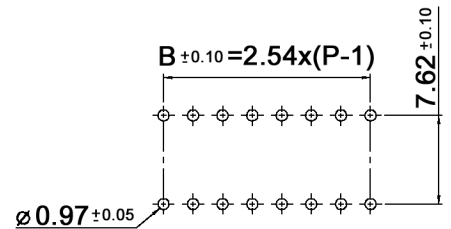
xx	Poles	A	B
02	2	6.64	2.54
03	3	9.18	5.08
04	4	11.72	7.62
05	5	14.26	10.16
06	6	16.80	12.70
07	7	19.34	15.24
08	8	21.88	17.78
09	9	24.42	20.32
10	10	26.96	22.86
12	12	32.04	27.94



SCHEMATIC



P.C.B. LAYOUT



Specifications:

- Contact rating:** non-switching: 100mA, 50V DC
switching: 25mA, 24V DC
- Contact resistance:** 50mOhm max.
- Insulation resistance:** 100MOhm min. at 500V DC for 1 minute +/-5sec.
- Dielectric strength:** 500V AC for 1 minute
- Operating temperature:** -40°C to +85°C
- Storage temperature:** -40°C to +85°C
- Electrical life:** 2 000 cycles
- Operating force:** 400gf max.
- Soldering conditions:** 260 +/-5°C, 5 +/-1sec.
- Material:** Lever / slider: thermoplastic PBT UL94V-0, white
Cover: thermoplastic PBT UL94V-0, red
Contact: copper alloy, gold plated
Terminal: brass, gold plated
Base: thermoplastic PA66 UL94V-0, black

Compliance: RohS II (2011/65/EU)

Tolerances: ±0.2mm		Date	Name	<h1>DBP 21xx N</h1>
		10/16	dr	
			<h2>knitter-switch</h2>	<h2>30 36 93</h2>
Print	01/19	dr		
Modifications	Date	Name		